

# Serving ALL Communities

## Utility Energy Forum

Nicolas Garcia

April 24, 2024

# Background on Public Utility Districts and WPU DA



28 PUDs overall

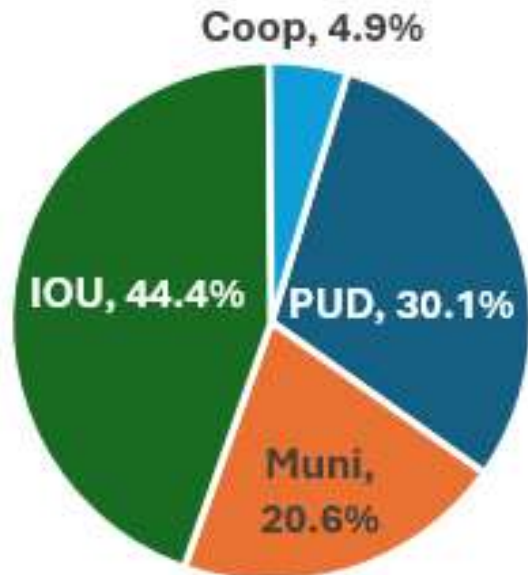
- 27 are WPU DA members
- 24 offer retail electric service PUDs offer a variety of utility services:
  - Electricity
  - Drinking water
  - Telecommunications
  - Wastewater

WASHINGTON PUBLIC UTILITY DISTRICTS ASSOCIATION

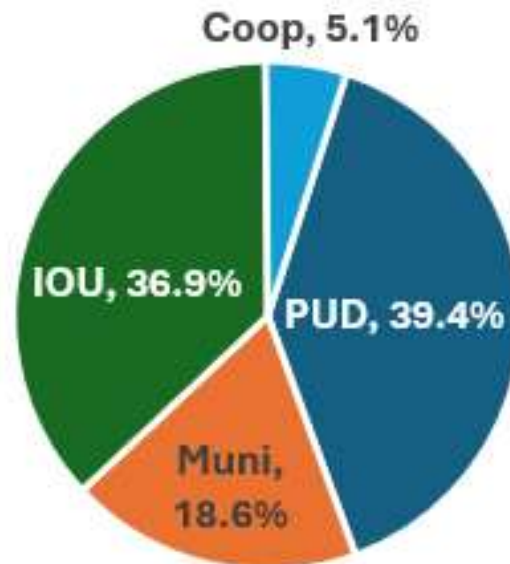
**WPU DA**  
YOUR connection

# PUD Electric Utility Service in Washington

WA Utility Customers, 3.63 Million



WA Utility Sales, 86.0 Million MWhs



<u>Example Residential Rates</u>	<u>\$/kWh</u>
Chelan	0.0270
Pend Oreille	0.0623
Lewis	0.0682
Benton	0.0739
Jefferson	0.1102
<b>PUD Average</b>	<b>0.0754</b>

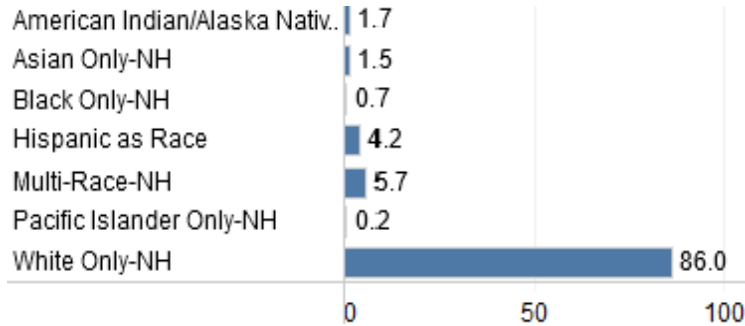
WASHINGTON PUBLIC UTILITY DISTRICTS ASSOCIATION

**WPUDA**  
**YOUR connection**

# Household Demographics

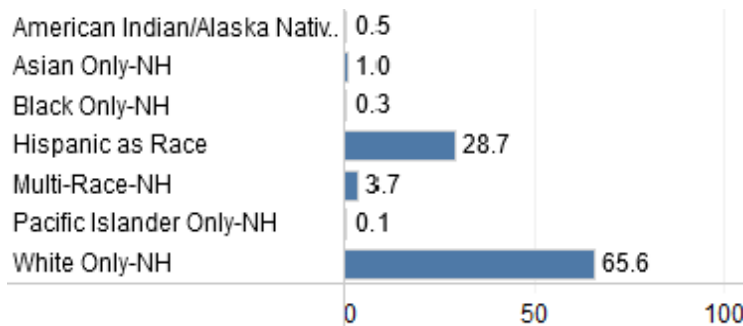
## Jefferson County

(33,100 / 9,900 / \$64,800 / 43.5%)



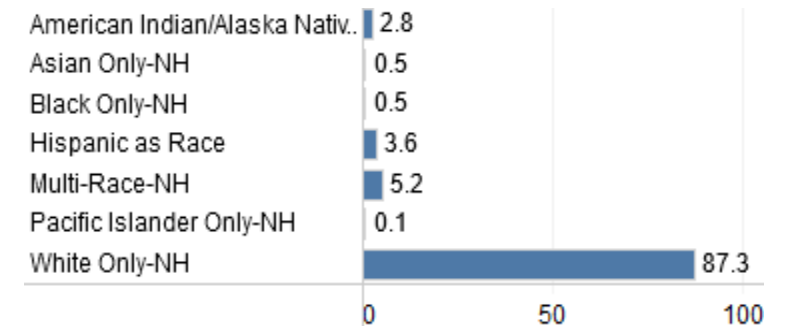
## Chelan County

(79,100 / 25,300 / \$86,282 / 35.4%)



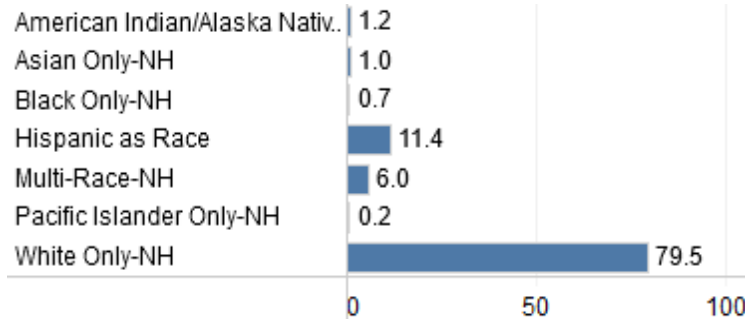
## Pend Oreille County

(13,400 / 4,600 / \$59,353 / 21.5%)



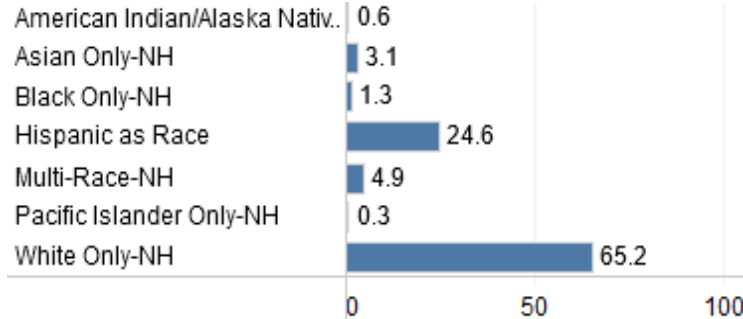
## Lewis County

(82,700 / 28,100 / \$69,067 / 21.3%)



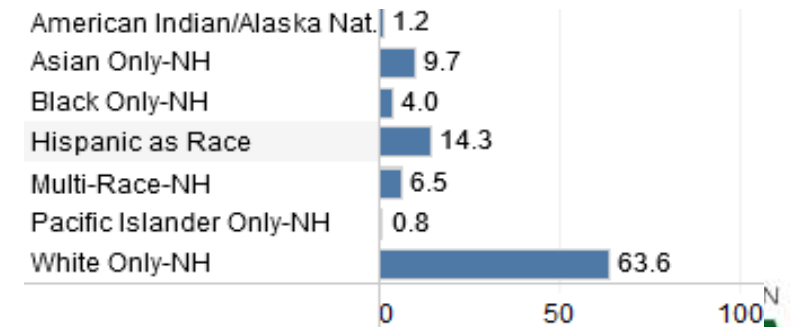
## Benton County

(206,900 / 57,900 / \$85,529 / 32.8%)



## Washington State

(7,767,000 / 1,732,000 / \$91,306 / 39.5%)



(Population / Population less than 200% of FPL / Median Income / Bachelor's+)

# Washington's Low-Income Utility Assistance Mandates

## **The Clean Energy Transformation Act (2019)**

- a. Requires electric utilities to fund energy assistance programs for low-income customers
- b. Prioritize low-income households with higher energy burdens
- c. Electric utilities must demonstrate progress in providing assistance

**Goal:** all households at or below 200% of the FPL should not spend more than 6% of their income for (non-transportation) energy services

## **Statutory prohibitions against shut-offs for non-payment**

- a. Winter cold (19XX?)
- b. The Preventing Utility Shutoffs for Nonpayment During Extreme Heat Act (SB5366 – **2023**)

# Washington's Environmental Justice Mandates

## Healthy Environment for All (HEAL) Act – 2021

- i. WA state departments of Agriculture, Commerce, Ecology, Health, Natural Resources, and Transportation, and the Puget Sound Partnership are to apply Environmental Justice (EJ):
  - i. Agency-specific goals and actions to reduce environmental and health disparities;
  - ii. Metrics to track and measure accomplishments of the agency goals and actions;
  - iii. A plan and methods for equitable public engagement and participation into agency practices;
  - iv. Strategies to ensure compliance with federal and state EJ laws and policies; and
  - v. Specific plans and timelines for incorporating EJ considerations into agency activities
- ii. Established the EJ Council to advise agencies on incorporating EJ into agency activities.
  - i. Prioritized vulnerable populations and overburdened communities
- iii. The Department of Health must maintain and regularly update the **Washington Environmental Health Disparities (EHD) Map.**



Go Back to Topic Selection

**Environmental Health Disparities V 2.0**

Environmental Exposures

Environmental Effects

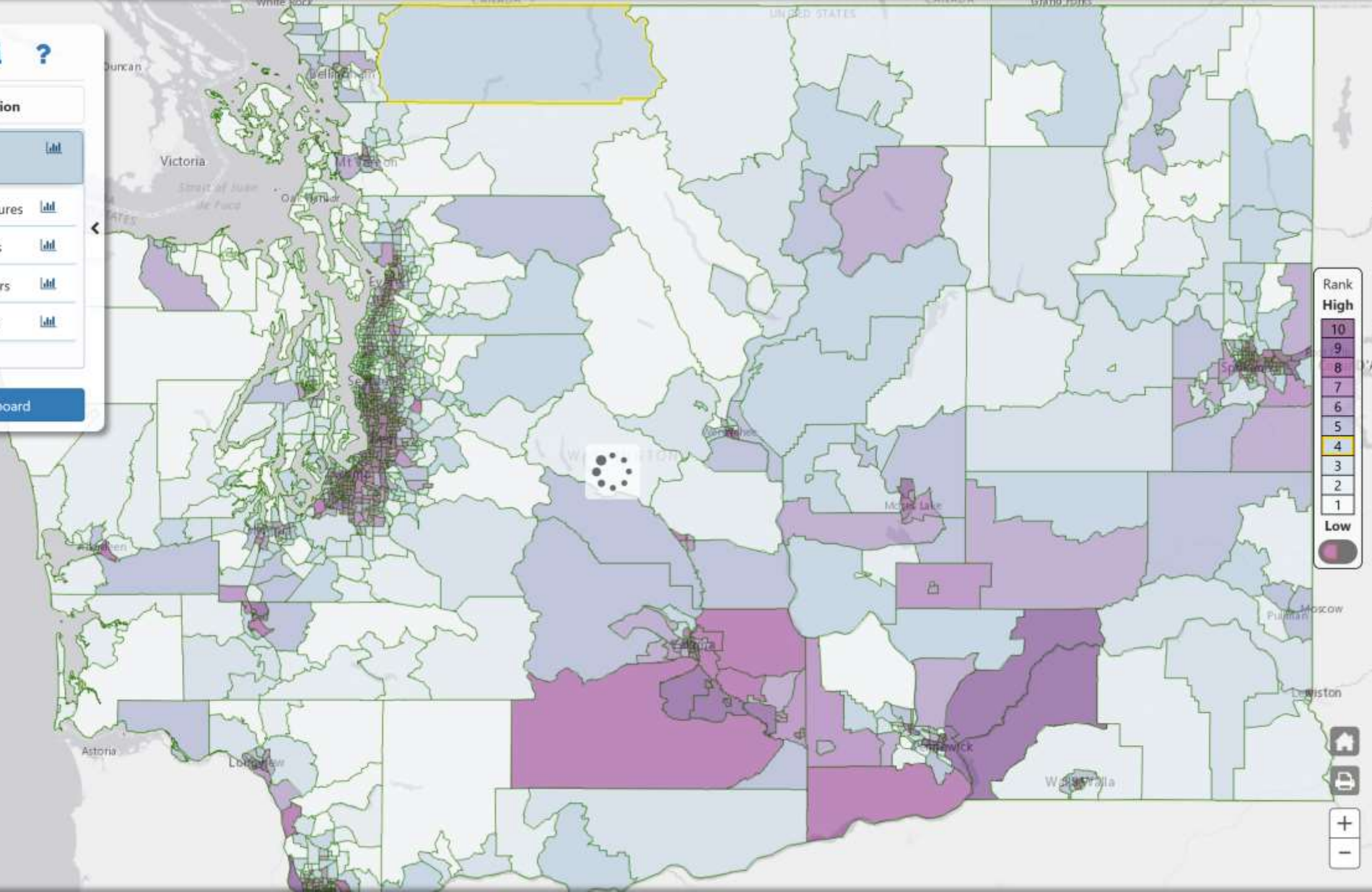
Socioeconomic Factors

Sensitive Populations

Copy Map URL To Clipboard



0 15 30mi



# Limits on Assistance Public Entities May Provide

## WA State Constitution

No county, city, town or other municipal corporation shall hereafter give any money, or property, or loan its money, or credit to or in aid of any individual, association, company or corporation, except for the necessary support of the poor and infirm...

*Article VIII, Section 7*

## WA Supreme Court – Okeson

In invalidating a utility subsidy for streetlighting the WA state Supreme Court stated:

Utilities "lack authority to use ratepayer money for ... [purposes not] ... sufficiently related to the purpose of supplying electricity."

*Okeson I & II*



# PUD Approaches to Public Assistance and EJ

## Approaches

1. Keep Retail Rates Low!
  - Low-income rates
2. Efficiency/Conservation
3. LIHEAP
4. Community Action Agencies
5. Planning Outreach
6. Education
7. **Broadband**

## Challenges

1. Keep Retail Rates Low!
  - Low-income rates
2. Efficiency/Conservation
3. LIHEAP
4. Community Action Agencies
5. Planning Outreach
6. Education
7. **Broadband**

Questions?